

ARMORBOSS™

Floor Stand Sneeze Guard

Installation Instructions and Maintenance Manual



Models:

ABF-2424

Contact Information

Mail

PS Public Protection
1150 South 48th Street
Grand Forks, ND 58201

Local Phone

701.746.4519

Website

pspublicprotection.com

Hours of Operation

8 A.M. to 5 P.M. CT
Monday – Friday

Toll Free Phone

877.446.1519

Email

4psinfo@psindustries.com

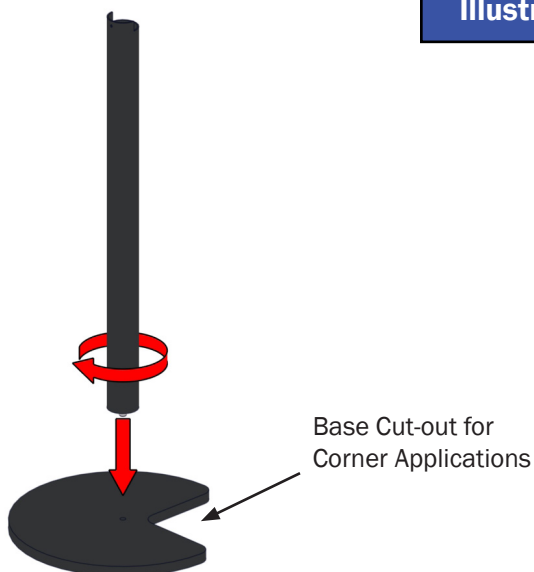
IMPORTANT! Read entire Manual to become familiar with the product.

NOTICE Secure product in windy areas to prevent tip over.

Product Information

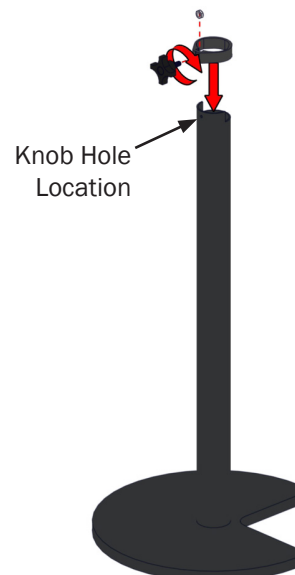
**Step 1
Illustration I**

Screw Short Tube into Base



**Step 2
Illustration I**

Assemble Ring Clamp, Knob, and Nut. Align Knob threads over hole in Short Tube.

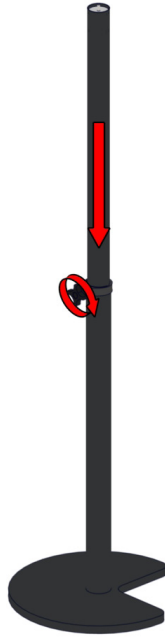


Product Information

Step 3 Illustration I

Insert Long Tube into Short Tube to desired height. Tighten Clamp.

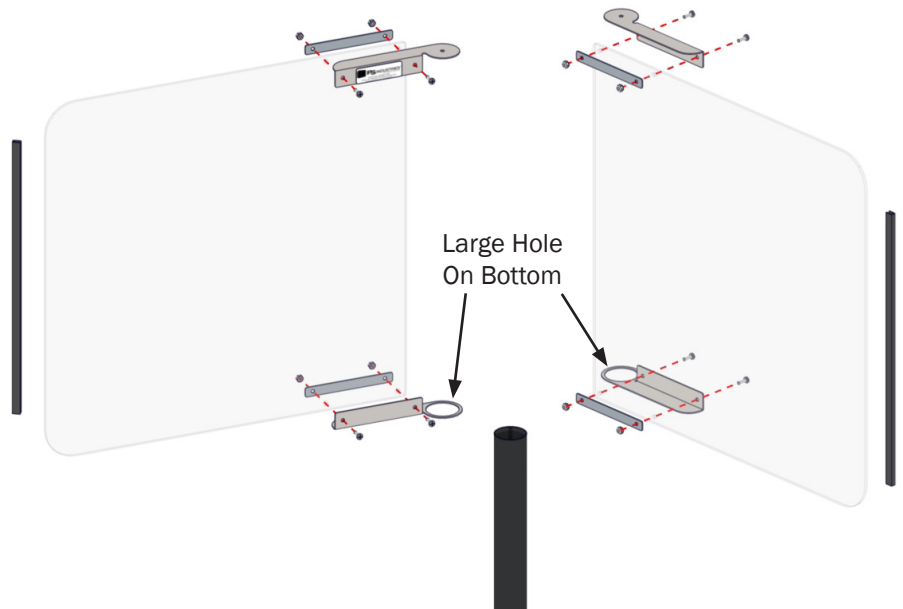
NOTICE To protect the Powder Coat finish, do not slide beyond desired height.



Step 4 Illustration I

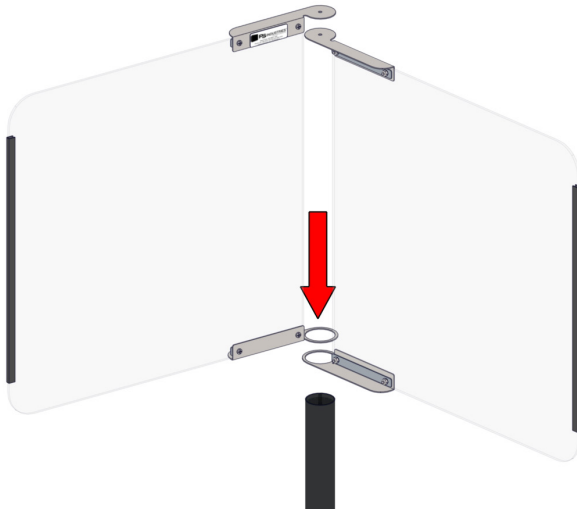
Remove Film from Sneeze Guards. Assemble both Sneeze Guards.

CRITICAL Hand-tighten gently to prevent cracking acrylic.



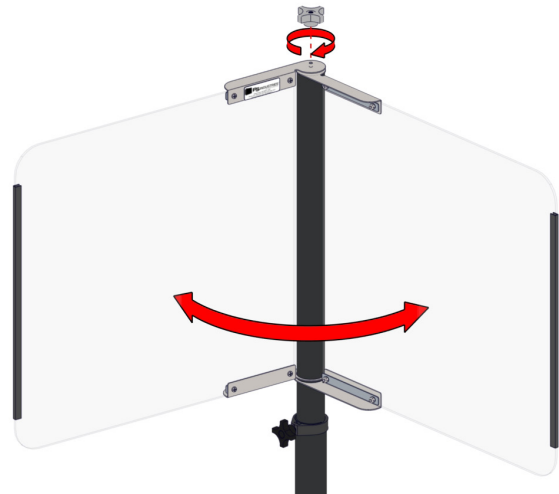
Step 5 Illustration I

Slide both Sneeze Guards together into position on Long Tube.



Step 6 Illustration I

Install Top Knob. Adjust Sneeze Guards to desired angles. Tighten Knob.



A. Floor Stand Sneeze Guard Assembly:

1. Inspect components for damage and misalignment. Adjust, repair, or replace as needed.

B. Cleaning Precautions:

1. To ensure your product continues to protect and last, complete the following:
 - a. Gently clean all surfaces with a non-ammonia based cleaner and a clean/damp microfiber towel.
 - b. Do NOT scrub as acrylic can be scratched.
 - c. Never use scouring compounds or any type of chemical cleaner.

NEW

ARMORBOSS™



Personal Protection



Easy To Assemble



Versatility

CARRY ON THE CONVERSATION WHILE LIMITING THE EXCHANGE OF GERMS

Description	Product Number	Overall WxH	Passthrough WxH	Material	Cost Per Unit
Bus Sneeze Guard	ABB-TYPE A	23.5" x 31.5"		Acrylic	\$315.00
Bus Sneeze Guard	ABB-TYPE C	23.5" x 31.5"		Acrylic	\$350.00
Countertop Sneeze Guard	ABC-2432	23.5" x 31.5"	11.5" x 10.5"	Acrylic	\$115.00
Countertop Sneeze Guard	ABC-3632	35.5" x 31.5"	23.5" x 10.5"	Acrylic	\$155.00
Countertop Sneeze Guard	ABC-4832	47.5" x 31.5"	35.5" x 10.5"	Acrylic	\$170.00
*Counter Stand Sneeze Guard	ABR-2420	24" x 20.5"		Acrylic	\$270.00
Linear Table Sneeze Guard	ABT-3224	31.5" x 23.5"	20.5" x 4.25"	Acrylic	\$115.00
Linear Table Sneeze Guard	ABT-4824	47.5" x 23.5"	20.5" x 4.25"	Acrylic	\$150.00
X-Shape Table Sneeze Guard	ABX-4824	47.5" x 23.5"		Acrylic	\$205.00
Floor Stand Sneeze Guard	ABF-2424	24" x 24"		Acrylic	\$380.00
Cubicle Sneeze Guard	ABO-3612	36" x 12"		Corrugated Acrylic	\$99.00
Cubicle Sneeze Guard	ABO-4812	48" x 12"		Corrugated Acrylic	\$109.00

*The Counter Stand Sneeze Guard comes with one sneeze guard and two bases so you can set it on the counter or mount it to it.

Custom applications are available, please call for more information.

Bus Sneeze Guard	Countertop Sneeze Guard	Counter Stand Sneeze Guard

Linear Table Sneeze Guard	Cubicle Sneeze Guard	X-Shape Table Sneeze Guard	Floor Stand Sneeze Guard

701.746.4519 | 877.446.1519 | www.pspublicprotection.com | 4psinfo@psindustries.com

Rev012121



877.446.1519

4psinfo@psindustries.com | pspublicprotection.com

1150 South 48th Street | Grand Forks, ND 58201

Product Registration:

psindustries.com/contact/register-your-product